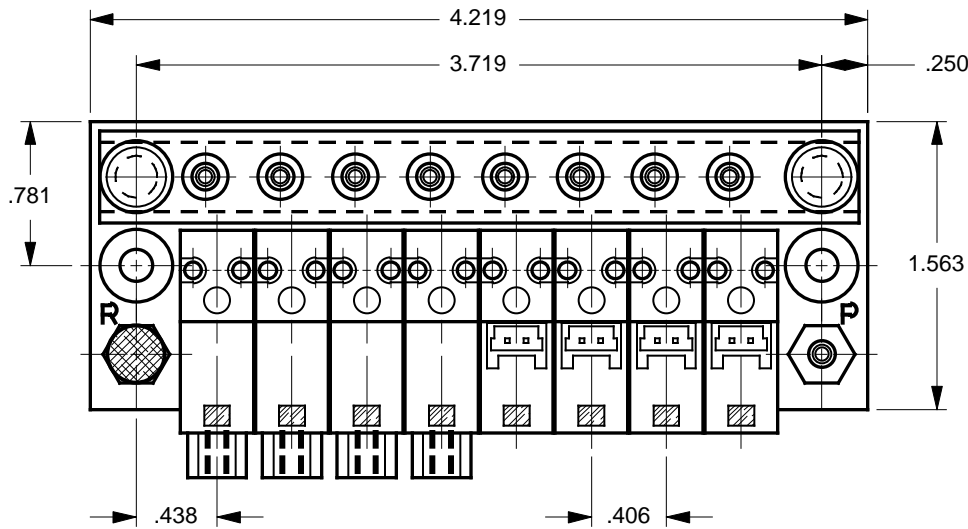


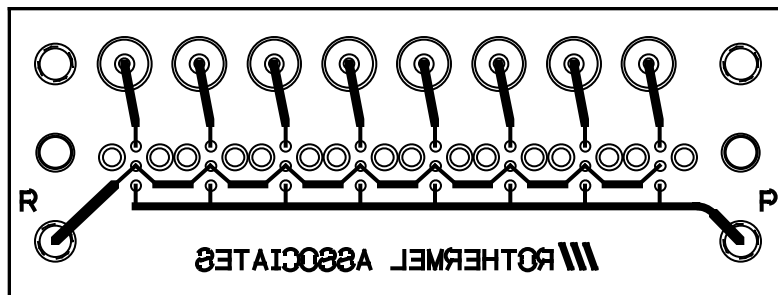
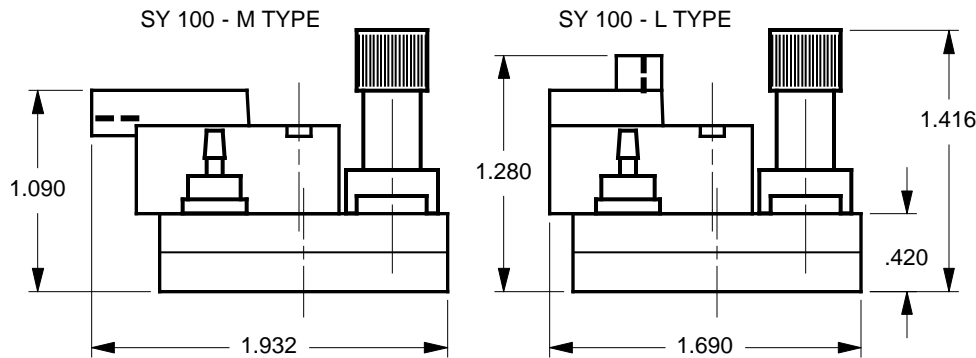
MODEL: SMC / SY100 - SGL.XX - TOP.QD
 WHERE "XX" DESIGNATES THE NUMBER OF VALVE STATIONS

REV		CN #		REVISION CHANGE	DESCRIPTION	DATE
X1	N/A			DRAWN		30 NOV 98



MODEL FEATURES:

- ACCOMMODATES SMC™ SY-100-M TYPE OR SY-100-L TYPE VALVES.
- SPECIFY FROM 3 TO 12 VALVES. ADD OR SUBTRACT .406" (10.3 MM) OF MANIFOLD LENGTH PER VALVE.
- TOP PORTED FOR EASY ACCESS AND MINIMUM REQUIRED SPACE.
- USES EXCLUSIVE MULTIPLE TUBING QUICK-DISCONNECT ASSEMBLY (SOLD SEPARATELY), WHICH INSTALLS OR REMOVES QUICKLY WITH 2 THUMBSCREWS.
- VALVES ARE MOUNTED VIA EXCLUSIVE 'NO-STRESS' BONDED-IN BRASS INSERTS. M1.7 X .35 THD.
- THREADED EXHAUST "R" PORT.
- INTERNAL CHANNELS ARE .063" DIAMETER, BRILLIANTLY POLISHED AND WITHSTAND PRESSURE OVER 125 P.S.I.



NOTES:

1. MANIFOLDS ARE SUPPLIED WITHOUT ANY HARDWARE OR VALVES. THE COMPONENTS SHOWN ARE FOR ILLUSTRATION PURPOSES ONLY.
2. ALL PORTS (EXCEPT QUICK-DISCONNECT) ARE THREADED #10-32 UNF - 2B. M5.0 THREADS ARE AVAILABLE ON SPECIAL REQUEST.
3. MOUNTING HOLES ARE .156 DIAMETER FOR #6 SCREWS. USE OF .375 DIAMETER X .040 THICK (MIN) NYLON WASHERS UNDER THE MOUNTING SCREW HEADS ARE HIGHLY RECOMMENDED.
4. MANIFOLD MATERIAL IS POLISHED ACRYLIC. CLEAR (BLUIH TINT) P.V.C. IS ALSO AVAILABLE ON SPECIAL ORDER AT INCREASED PRICE.
5. SPECIFICATIONS SUBJECT TO CHANGE WITHOUT NOTICE.

MicroAdvances

6073 N.W. 167th STREET, BLDG. C-21
 MIAMI, FL. USA 33015 • (305) 556-4801

NAME: SMC / SY100 - SGL.08 - TOP.QD
PART/DWG NO: 600222 **REV:** A
ASSEMBLY: N/A
DWN BY: J.W. **DATE:** 30 NOV 98
DESIGNED BY: XX
REF: **SMC - SY100 - M&L**

SMC PNEUMATICS INC., Indianapolis, IN 46226

SCALE: 1 : 1 @ 7.9 X 10.4 **SHEET:** 1 OF 1