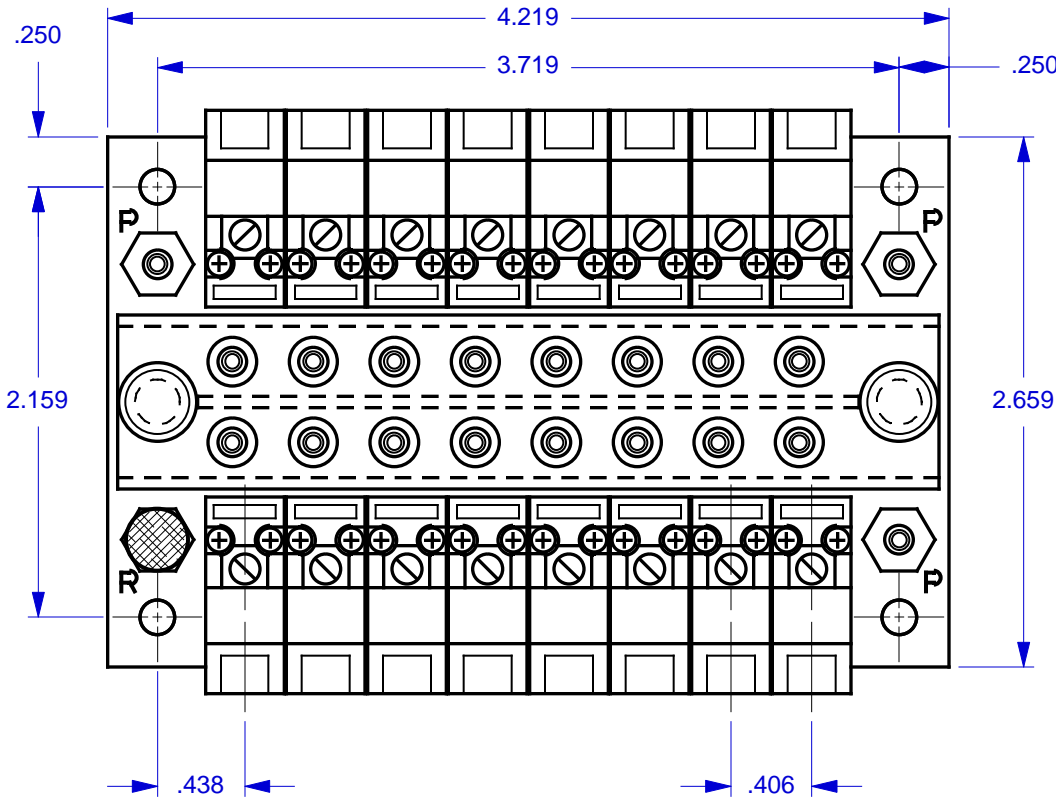


MODEL: NOR/V015-DBL-XX-TOP-QD

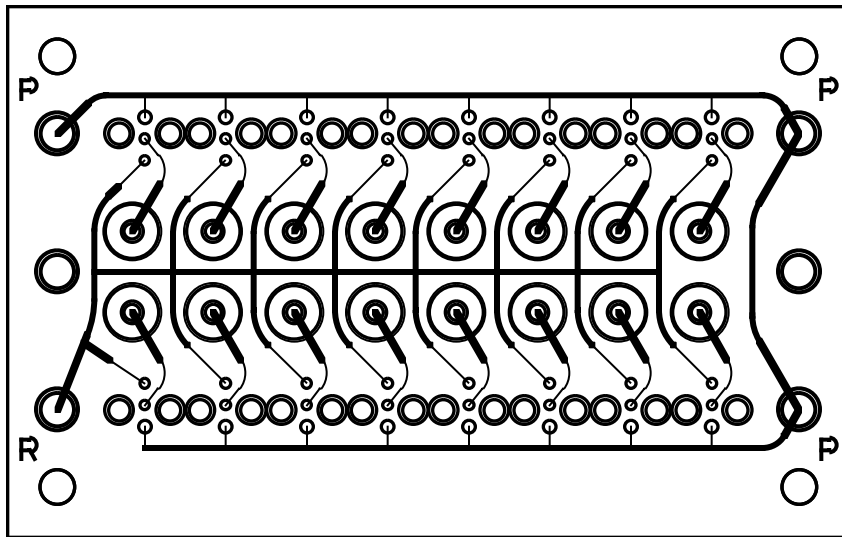
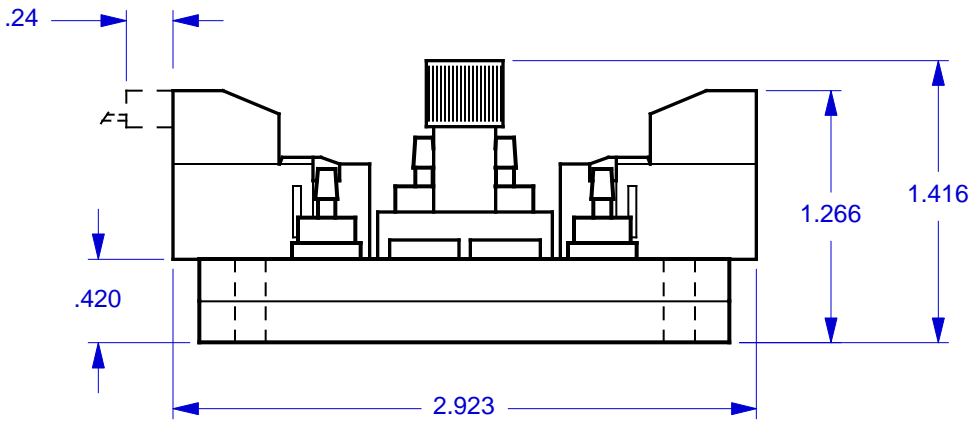
WHERE "XX" DESIGNATES THE NUMBER OF VALVE STATIONS

REVISION CHANGE			
REV	CN #	DESCRIPTION	DATE
X1	N/A	DRAWN	28 JAN 00



MODEL FEATURES:

- MOUNTS 2 EQUAL ROWS OF VALVES AND OFFERS GREATER ECONOMY, CONNECTIVITY AND CONVENIENCE.
- ACCOMMODATES NORGREN™ NUGGET 30, V01 SERIES VALVES.
- SPECIFY FROM 6 (3 PER ROW) TO 20 (10 PER ROW) VALVES, USING EVEN NUMBERS. ADD OR SUBTRACT .406" (10.3 MM) OF MANIFOLD LENGTH PER VALVE PAIR.
- TOP PORTED FOR EASY ACCESS AND MINIMUM REQUIRED SPACE.
- USES EXCLUSIVE MULTIPLE TUBING QUICK-DISCONNECT ASSEMBLY (SOLD SEPARATELY), WHICH INSTALLS OR REMOVES QUICKLY WITH 2 THUMBSCREWS.
- VALVES ARE MOUNTED VIA EXCLUSIVE 'NO-STRESS' BONDED-IN BRASS INSERTS. M1.7 X .35 THD.
- MULTIPLE (3) "P" PORTS PROVIDE FOR DAISY CHAINING OR SUPPLY PRESSURE DISTRIBUTION.
- THREADED EXHAUST "R" PORT.
- INTERNAL CHANNELS ARE .063" DIAMETER, BRILLIANTLY POLISHED AND WITHSTAND PRESSURE OVER 125 P.S.I.



NOTES:

1. MANIFOLDS ARE SUPPLIED WITHOUT ANY HARDWARE OR VALVES. THE COMPONENTS SHOWN ARE FOR ILLUSTRATION PURPOSES ONLY.
2. ALL PORTS (EXCEPT QUICK-DISCONNECT) ARE THREADED #10-32 UNF - 2B. M5.0 THREADS ARE AVAILABLE ON SPECIAL REQUEST.
3. MOUNTING HOLES ARE .156 DIAMETER FOR #6 SCREWS. USE OF .375 DIAMETER X .040 THICK (MIN) NYLON WASHERS UNDER THE MOUNTING SCREW HEADS ARE HIGHLY RECOMMENDED.
4. MANIFOLD MATERIAL IS POLISHED ACRYLIC. CLEAR (BLUISH TINT) P.V.C. IS ALSO AVAILABLE ON SPECIAL ORDER AT INCREASED PRICE.
5. SPECIFICATIONS SUBJECT TO CHANGE WITHOUT NOTICE.

MicroAdvances	
6073 N.W. 167th STREET, BLDG. C-21 MIAMI, FL. USA 33015 • (305) 556-4801	
NAME: NOR/V015-DBL-16-TOP-QD	
PART/DWG NO: 600274	REV: A
ASSEMBLY: N/A	
DWN BY: J.W.	DATE: 28 JAN 00
DESIGNED BY: XX	
REF: NOR/V015	
<small>NORGREN, INC., Littleton, CO 80120</small>	
SCALE: 1 : 1 @ 7.9 X 13.3 SHEET: 1 OF 1	