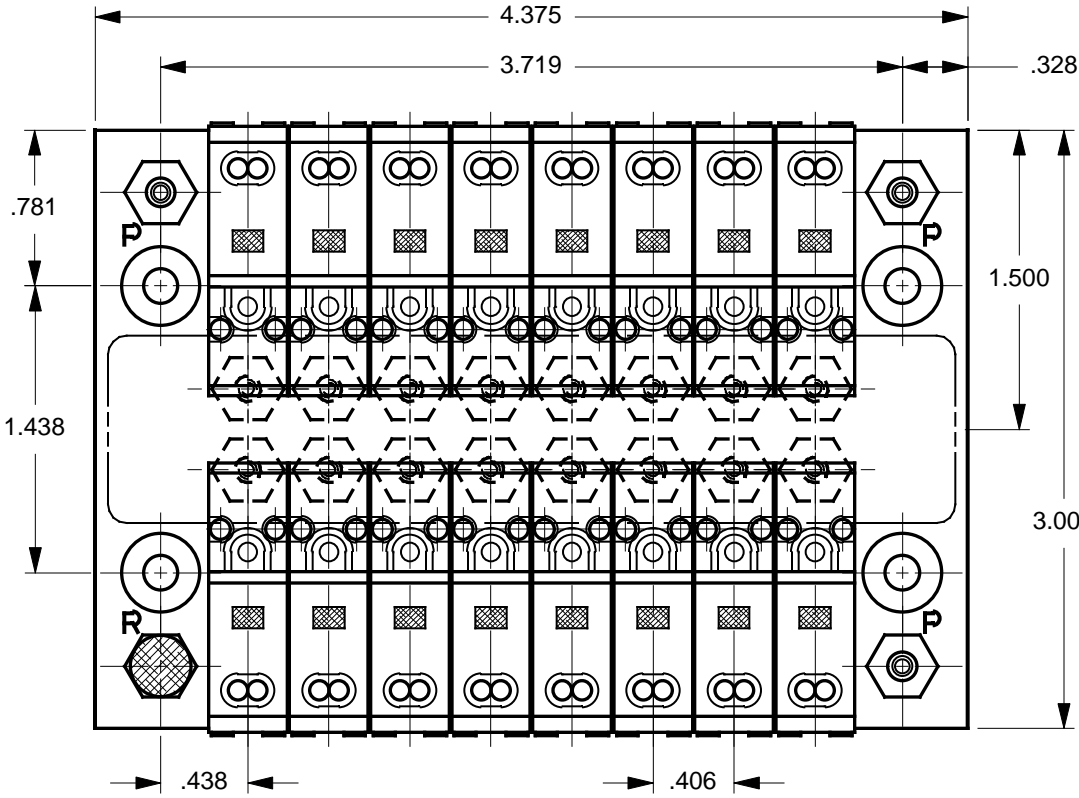


MODEL: HUM / HA010 - DBL.XX - BOT.#10

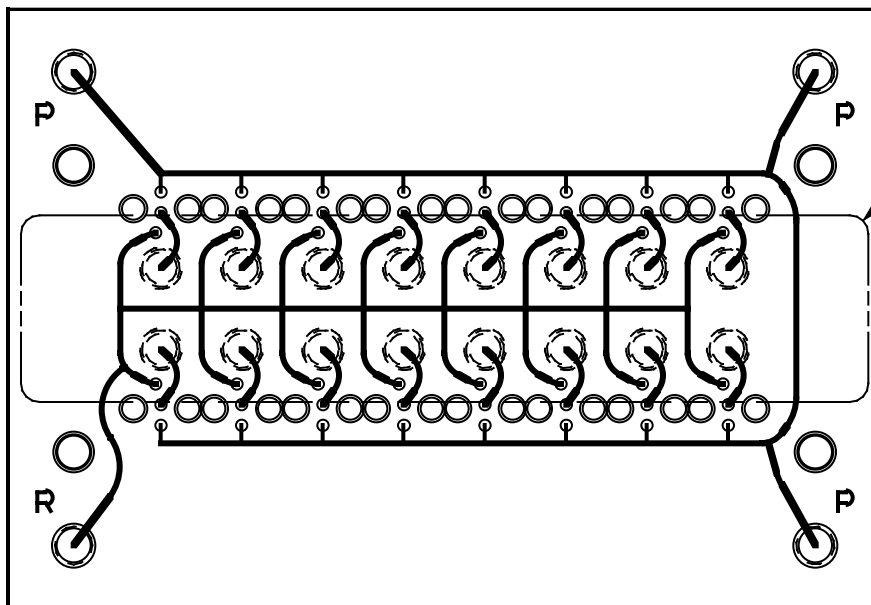
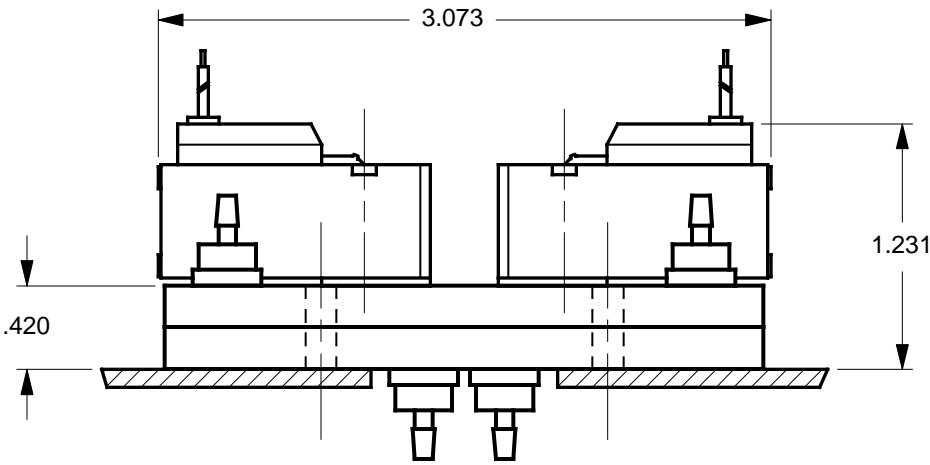
WHERE "XX" DESIGNATES THE NUMBER OF VALVE STATIONS

REVISION CHANGE			
REV	CN #	DESCRIPTION	DATE
X1	N/A	DRAWN	30 DEC 99
B	N/A	MAJOR REVISIONS	10 JAN 01



MODEL FEATURES:

- MOUNTS 2 EQUAL ROWS OF VALVES AND OFFERS GREATER ECONOMY, CONNECTIVITY AND CONVENIENCE.
- ACCOMMODATES HUMPHREY™ TYPE HA 010 VALVES.
- SPECIFY FROM 4 (2 PER ROW) TO 32 (16 PER ROW) VALVES, USING EVEN NUMBERS. ADD OR SUBTRACT .406" (10.3 MM) OF MANIFOLD LENGTH PER VALVE PAIR.
- BOTTOM PORTED FOR BEHIND PANEL OR IN-BOX MOUNTING.
- VALVES ARE MOUNTED VIA EXCLUSIVE 'NO-STRESS' BONDED-IN BRASS INSERTS, M2.0 X .4 THD.
- MULTIPLE (3) "P" PORTS PROVIDE FOR DAISY CHAINING OR SUPPLY PRESSURE DISTRIBUTION.
- THREADED EXHAUST "R" PORT.
- INTERNAL CHANNELS ARE .063" DIAMETER, BRILLIANTLY POLISHED AND WITHSTAND PRESSURE OVER 125 P.S.I.



PANEL CUT-OUT REQD:
 .938 H x 4.250 W RECOMMENDED FOR 8 VALVE MANIFOLD.
 FOR OTHER MANIFOLDS, ADD OR SUBTRACT .406" (10.3 MM) TO WIDTH PER VALVE PAIR

NOTES:

1. MANIFOLDS ARE SUPPLIED WITHOUT ANY HARDWARE OR VALVES. THE COMPONENTS SHOWN ARE FOR ILLUSTRATION PURPOSES ONLY.
2. ALL PORTS ARE THREADED #10-32 UNF - 2B. M5.0 THREADS ARE AVAILABLE ON SPECIAL REQUEST.
3. MOUNTING HOLES ARE .156 DIAMETER FOR #6 SCREWS. USE OF .375 DIAMETER X .040 THICK (MIN) NYLON WASHERS UNDER THE MOUNTING SCREW HEADS ARE HIGHLY RECOMMENDED.
4. MANIFOLD MATERIAL IS POLISHED ACRYLIC. CLEAR (BLUISH TINT) P.V.C. IS ALSO AVAILABLE ON SPECIAL ORDER AT INCREASED PRICE.
5. SPECIFICATIONS SUBJECT TO CHANGE WITHOUT NOTICE.

MicroAdvances

6073 N.W. 167th STREET, BLDG. C-21
 MIAMI, FL. USA 33015 • (305) 556-4801

NAME: HUM / HA010 - DBL.16 - BOT.#10
PART/DWG NO: 600267 **REV:** B
ASSEMBLY: N/A
DWN BY: J.W. **DATE:** 30 DEC 99
DESIGNED BY: XX
REF: HUM - HA010

HUMPHREY PRODUCTS, Kalamazoo, MI 49003

SCALE: 1 : 1 @ 7.9 X 13.3 **SHEET:** 1 OF 1