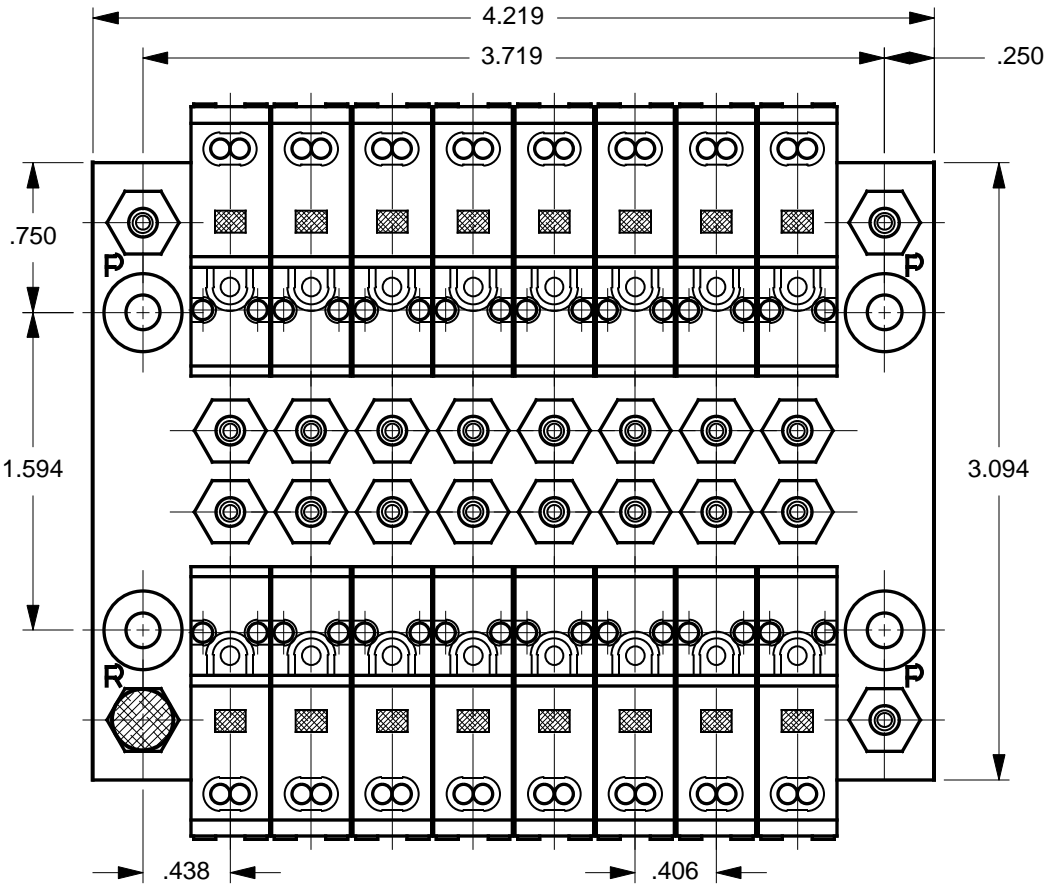


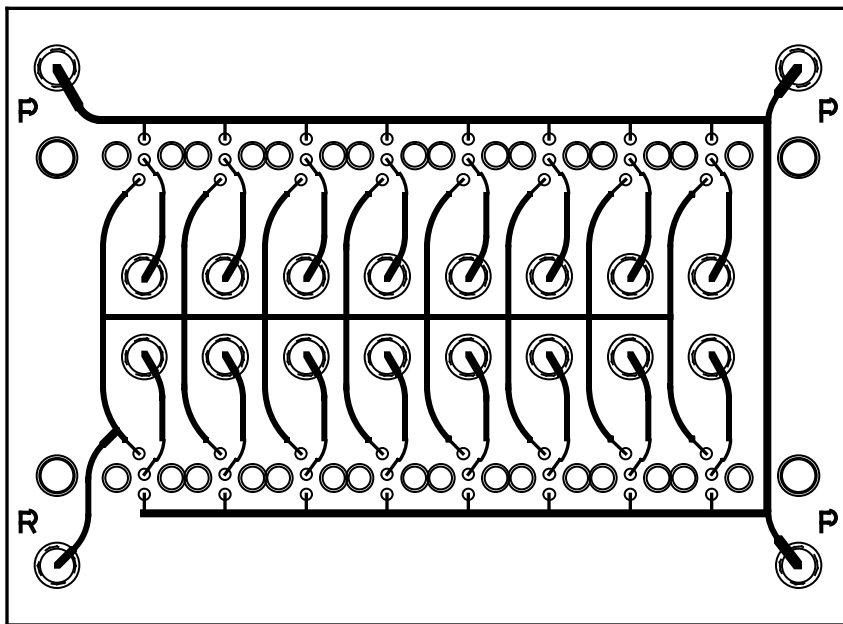
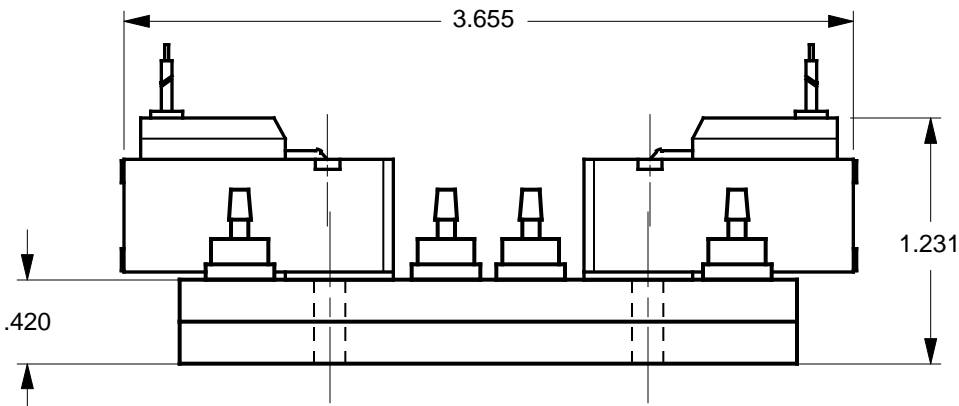
**MODEL: HUM / HA010 - DBL.XX - TOP.#10**  
 WHERE "XX" DESIGNATES THE NUMBER OF VALVE STATIONS

REV		CN #	REVISION CHANGE	DESCRIPTION	DATE
X1		N/A	DRAWN		30 DEC 99



**MODEL FEATURES:**

- MOUNTS 2 EQUAL ROWS OF VALVES AND OFFERS GREATER ECONOMY, CONNECTIVITY AND CONVENIENCE.
- ACCOMMODATES HUMPHREY™ TYPE H010 VALVES.
- SPECIFY FROM 4 (2 PER ROW) TO 32 (16 PER ROW) VALVES, USING EVEN NUMBERS. ADD OR SUBTRACT .406" (10.3 MM) OF MANIFOLD LENGTH PER VALVE PAIR.
- TOP PORTED FOR EASY ACCESS AND MINIMUM REQUIRED SPACE.
- VALVES ARE MOUNTED VIA EXCLUSIVE 'NO-STRESS' BONDED-IN BRASS INSERTS, M2 X .4 THD.
- MULTIPLE (3) "P" PORTS PROVIDE FOR DAISY CHAINING OR SUPPLY PRESSURE DISTRIBUTION.
- THREADED EXHAUST "R" PORT.
- INTERNAL CHANNELS ARE .063" DIAMETER, BRILLIANTLY POLISHED AND WITHSTAND PRESSURE OVER 125 P.S.I.



**NOTES:**

1. MANIFOLDS ARE SUPPLIED WITHOUT ANY HARDWARE OR VALVES. THE COMPONENTS SHOWN ARE FOR ILLUSTRATION PURPOSES ONLY.
2. ALL PORTS ARE THREADED #10-32 UNF - 2B. M5.0 THREADS ARE AVAILABLE ON SPECIAL REQUEST.
3. MOUNTING HOLES ARE .156 DIAMETER FOR #6 SCREWS. USE OF .375 DIAMETER X .040 THICK (MIN) NYLON WASHERS UNDER THE MOUNTING SCREW HEADS ARE HIGHLY RECOMMENDED.
4. MANIFOLD MATERIAL IS POLISHED ACRYLIC. CLEAR (BLuish TINT) P.V.C. IS ALSO AVAILABLE ON SPECIAL ORDER AT INCREASED PRICE.
5. SPECIFICATIONS SUBJECT TO CHANGE WITHOUT NOTICE.

**MicroAdvances**

6073 N.W. 167th STREET, BLDG. C-21  
 MIAMI, FL. USA 33015 • (305) 556-4801

---

**NAME:** HUM / HA010 - DBL.16 - TOP.#10  
**PART/DWG NO:** 600265      **REV:** A  
**ASSEMBLY:** N/A  
**DWN BY:** J.W.      **DATE:** 30 DEC 99  
**DESIGNED BY:** XX  
**REF:** HUM - HA010

HUMPHREY PRODUCTS, Kalamazoo, MI 49003

---

**SCALE:** 1 : 1 @ 7.9 X 13.3      **SHEET:** 1 OF 1