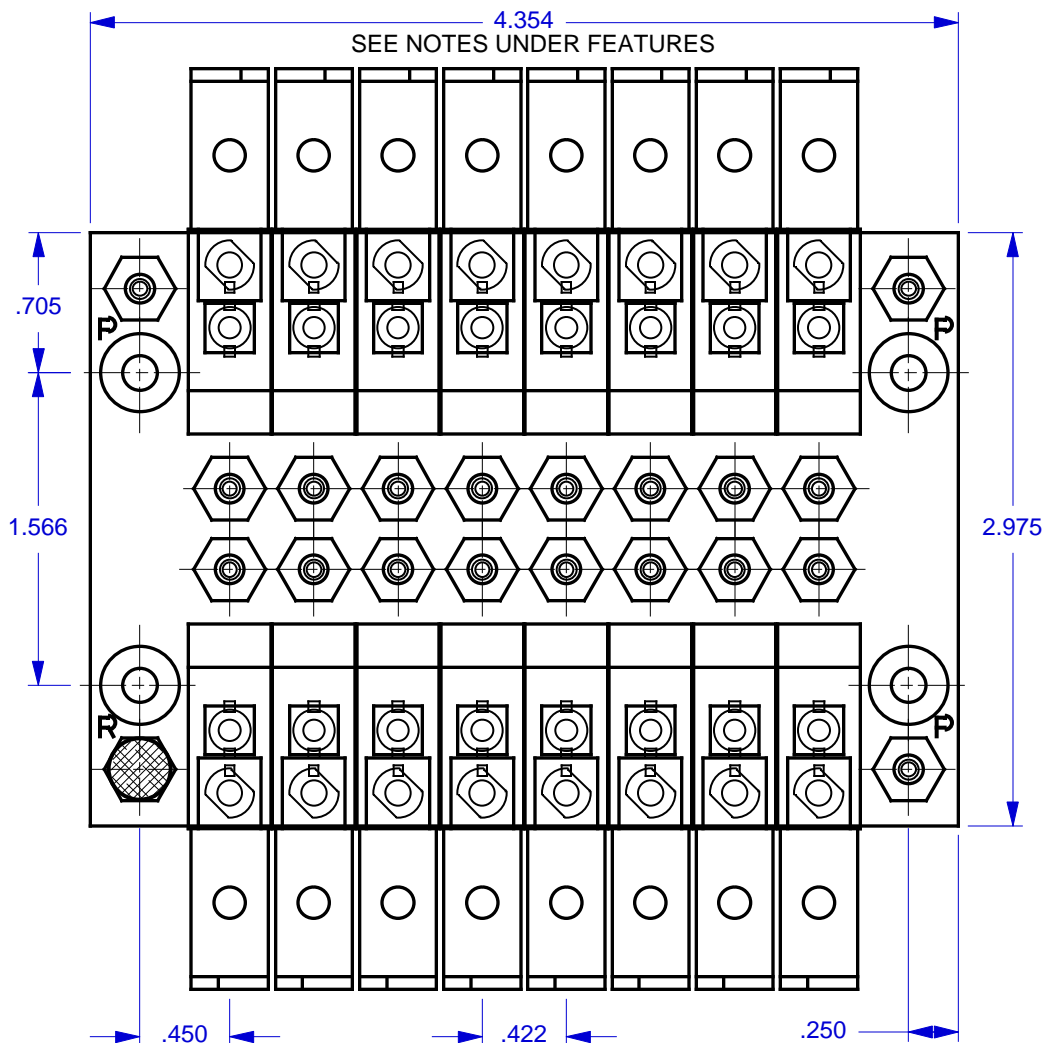


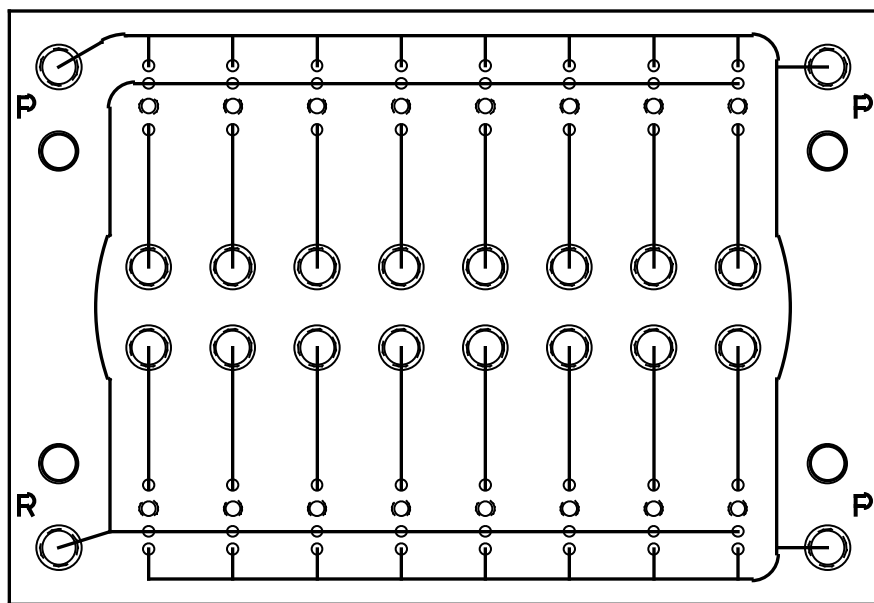
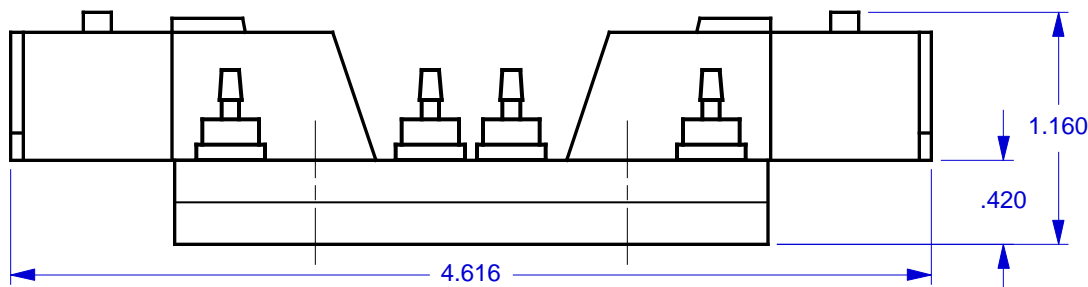
MODEL: FST- MZBH3 - DBL.XX - TOP.#10
 WHERE "XX" DESIGNATES THE NUMBER OF VALVE STATIONS

REVISION CHANGE			
REV	CN #	DESCRIPTION	DATE
X1	N/A	DRAWN	20 MAR 99



MODEL FEATURES:

- ACCOMMODATES FESTO™ MZBH 3-WAY MINIATURE AIR VALVES.
- MOUNTS 2 EQUAL ROWS OF VALVES AND OFFERS GREATER ECONOMY, CONNECTIVITY AND CONVENIENCE.
- SPECIFY FROM 4 (2 PER ROW) TO 32 (16 PER ROW) VALVES, USING EVEN NUMBERS. ADD OR SUBTRACT .422" (10.72 MM) OF MANIFOLD LENGTH PER VALVE PAIR.
- TOP PORTED FOR EASY ACCESS AND MINIMUM REQUIRED SPACE.
- VALVES ARE MOUNTED WITH SPECIALLY DESIGNED TAPPED HOLES TO ACCOMMODATE THIS VALVE'S SPECIAL MTG. SCREWS.
- MULTIPLE (3) "P" PORTS PROVIDE FOR DAISY CHAINING OR SUPPLY PRESSURE DISTRIBUTION.
- THREADED EXHAUST "R" PORT.
- "P1" (PRESSURE) AND "P2" (OUTPUT) CHANNELS ARE .047" DIA. "P3" (EXHAUST) CHANNEL IS .040".
- INTERNAL CHANNELS AND THREADS ARE BRILLIANTLY POLISHED AND WITHSTAND PRESSURE OVER 125 P.S.I.



NOTES:

1. MANIFOLDS ARE SUPPLIED WITHOUT ANY HARDWARE OR VALVES. THE COMPONENTS SHOWN ARE FOR ILLUSTRATION PURPOSES ONLY.
2. ALL PORTS ARE THREADED #10-32 UNF - 2B. M5.0 THREADS ARE AVAILABLE ON SPECIAL REQUEST.
3. MOUNTING HOLES ARE .156 DIAMETER FOR #6 SCREWS. USE OF .375 DIAMETER X .040 THICK (MIN) NYLON WASHERS UNDER THE MOUNTING SCREW HEADS ARE HIGHLY RECOMMENDED.
4. MANIFOLD MATERIAL IS POLISHED ACRYLIC. CLEAR (BLUISH TINT) P.V.C. IS ALSO AVAILABLE ON SPECIAL ORDER AT INCREASED PRICE.
5. SPECIFICATIONS SUBJECT TO CHANGE WITHOUT NOTICE.

MicroAdvances	
6073 N.W. 167th STREET, BLDG. C-21 MIAMI, FL. USA 33015 • (305) 556-4801	
NAME: FST-MZBH3-DBL.16-TOP.#10	REV: X1
PART/DWG NO: 600243	ASSEMBLY: N/A
DWN BY: J.W.	DATE: 20 MAR 99
DESIGNED BY: XX	REF: XX
SCALE: 1 : 1 @ 7.9 X 13.3 SHEET: 1 OF 1	