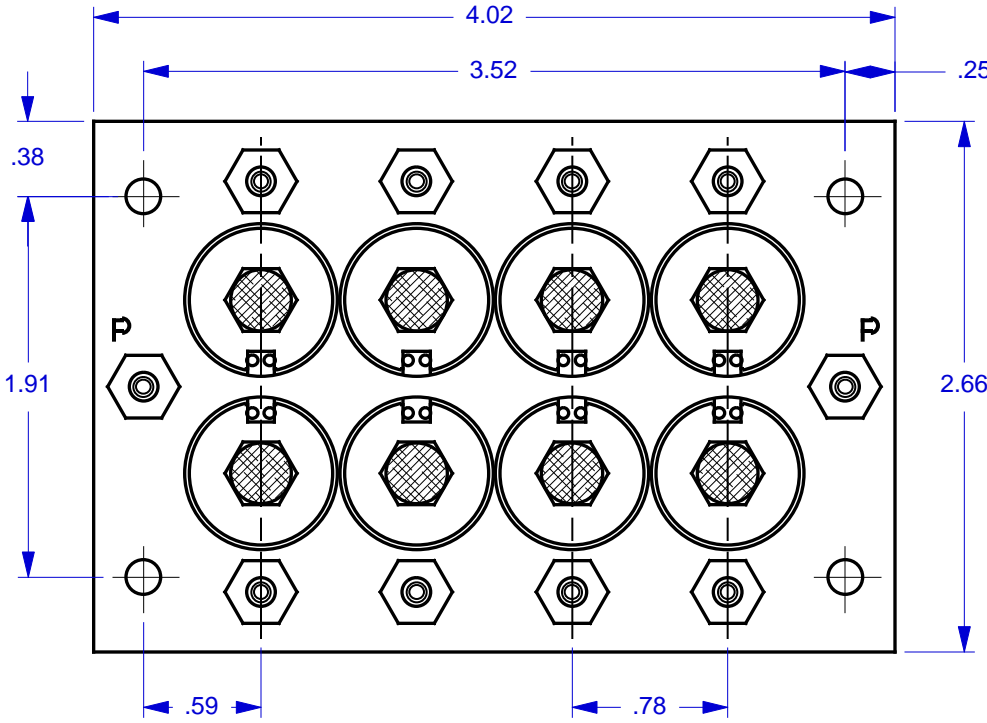


**MODEL: ANG/AM-DBL-XX-TOP-10-2**

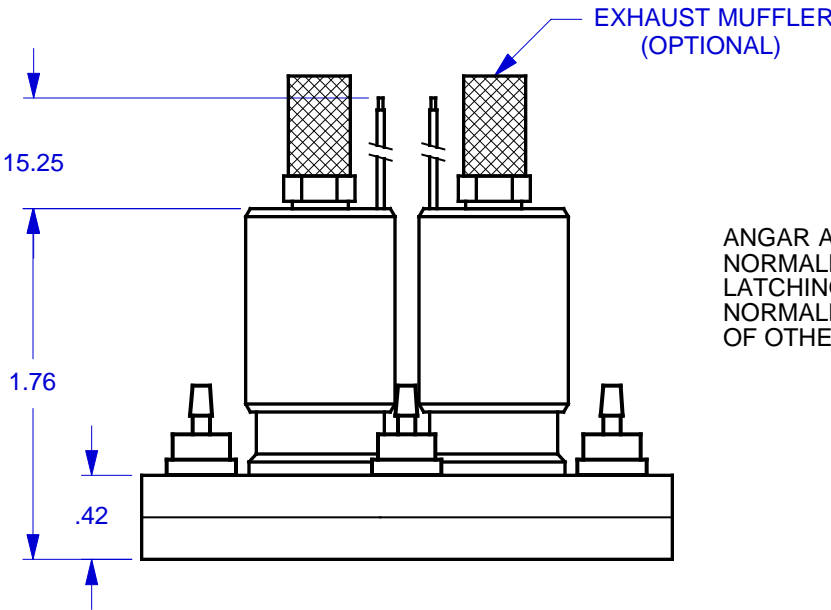
WHERE "XX" DESIGNATES THE NUMBER OF VALVE STATIONS

REVISION CHANGE		DESCRIPTION	DATE
REV	CN #		
X1	N/A	DRAWN	04 JAN 01

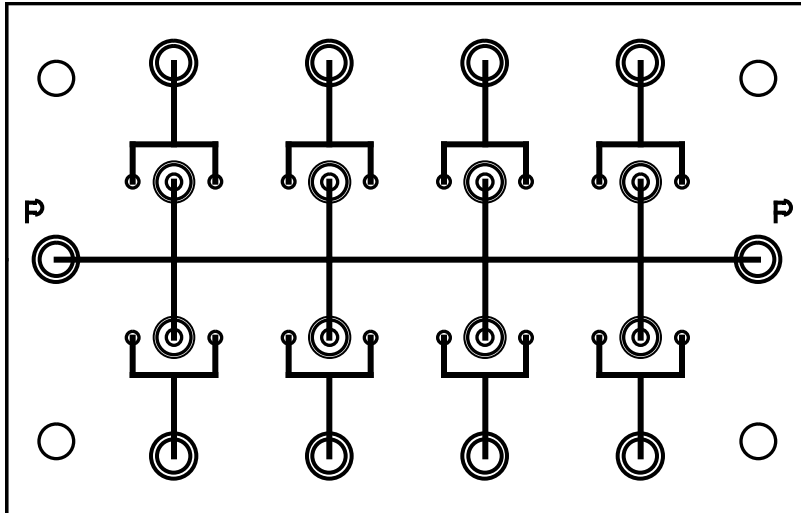


**MODEL FEATURES:**

- MOUNTS 2 EQUAL ROWS OF VALVES AND OFFERS GREATER ECONOMY, CONNECTIVITY AND CONVENIENCE.
- ACCOMMODATES ANGAR™ AM TYPE VALVES.
- SPECIFY FROM 4 (2 PER ROW) TO 24 (12 PER ROW) VALVES, USING EVEN NUMBERS. ADD OR SUBTRACT .78" (19.81 MM) OF MANIFOLD LENGTH PER VALVE PAIR.
- TOP PORTED FOR EASY ACCESS AND MINIMUM REQUIRED SPACE.
- VALVES ARE MOUNTED VIA EXCLUSIVE 'NO-STRESS' BONDED-IN BRASS INSERTS.
- MULTIPLE "P" PORTS PROVIDE FOR DAISY CHAINING OR SUPPLY PRESSURE DISTRIBUTION.
- INTERNAL CHANNELS ARE .063" WIDE x .063" DEEP, BRILLIANTLY POLISHED AND WITHSTAND PRESSURE OVER 125 P.S.I.



ANGAR AM VALVES ARE AVAILABLE IN NORMALLY OPEN, NORMALLY CLOSED AND LATCHING MODELS. THIS DRAWING DEPICTS A NORMALLY CLOSED VALVE. FOR DIMENSIONS OF OTHER VALVE STYLES, CONTACT ANGAR.



**NOTES:**

1. MANIFOLDS ARE SUPPLIED WITHOUT ANY HARDWARE OR VALVES. THE COMPONENTS SHOWN ARE FOR ILLUSTRATION PURPOSES ONLY.
2. ALL PORTS ARE THREADED #10-32 UNF - 2B. M5.0 THREADS ARE AVAILABLE ON SPECIAL REQUEST.
3. MOUNTING HOLES ARE .156 DIAMETER FOR #6 SCREWS. USE OF .375 DIAMETER X .040 THICK (MIN) NYLON WASHERS UNDER THE MOUNTING SCREW HEADS ARE HIGHLY RECOMMENDED.
4. MANIFOLD MATERIAL IS POLISHED ACRYLIC. CLEAR (BLUISH TINT) P.V.C. IS ALSO AVAILABLE ON SPECIAL ORDER AT INCREASED PRICE.
5. SPECIFICATIONS SUBJECT TO CHANGE WITHOUT NOTICE.

<b>MicroAdvances</b>	
6073 N.W. 167th STREET, BLDG. C-21 MIAMI, FL. USA 33015 • (305) 556-4801	
NAME: ANG/AM-DBL-08-TOP-10-2	
PART/DWG NO: 600297	REV: A
ASSEMBLY: N/A	
DWN BY: J.W.	DATE: 04 JAN 01
DESIGNED BY: XX	
REF: <b>ANG/AM</b>	
<small>ASCO/ANGAR, Cedar Knolls, NJ 07927-2098</small>	
<b>SCALE: 1 : 1 @ 7.9 X 13.3 SHEET: 1 OF 1</b>	