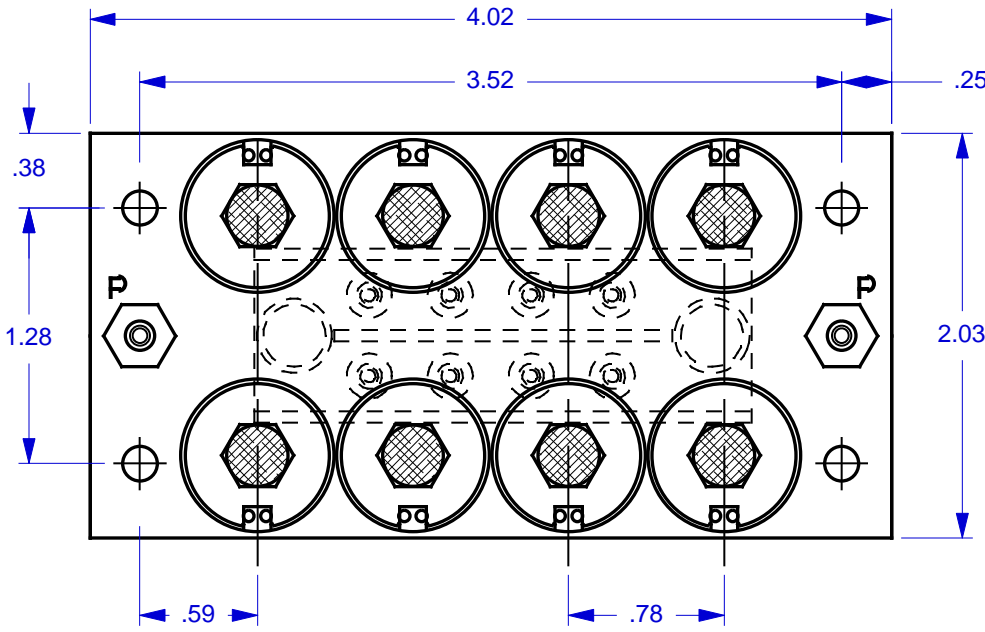


MODEL: ANG/AM-DBL-XX-BOT-QD

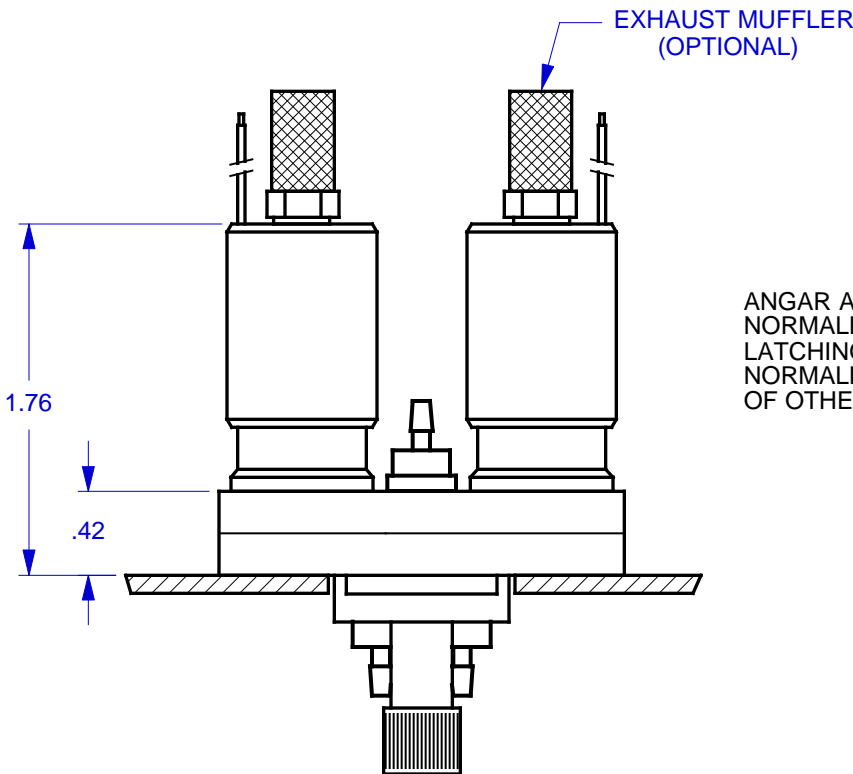
WHERE "XX" DESIGNATES THE NUMBER OF VALVE STATIONS

REVISION		CHANGE	DATE
REV	CN #	DESCRIPTION	DATE
X1	N/A	DRAWN	03 JAN 01

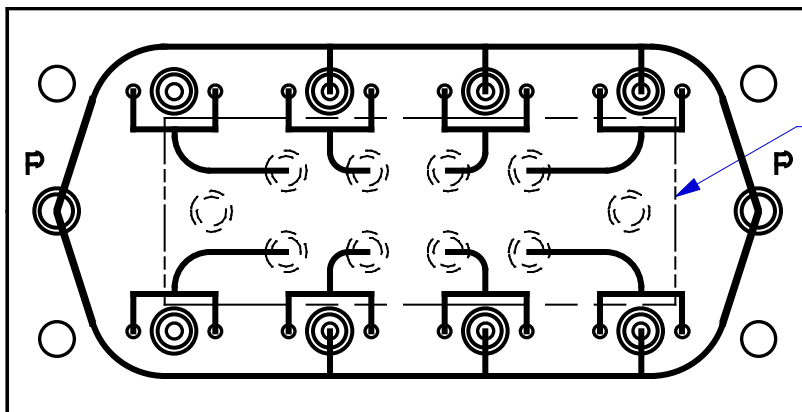


MODEL FEATURES:

- MOUNTS 2 EQUAL ROWS OF VALVES AND OFFERS GREATER ECONOMY, CONNECTIVITY AND CONVENIENCE.
- ACCOMMODATES ANGAR™ AM TYPE VALVES.
- SPECIFY FROM 4 (2 PER ROW) TO 24 (12 PER ROW) VALVES, USING EVEN NUMBERS. ADD OR SUBTRACT .78" (19.81 MM) OF MANIFOLD LENGTH PER VALVE PAIR.
- USES EXCLUSIVE MULTIPLE TUBING QUICK-DISCONNECT ASSEMBLY (SOLD SEPARATELY), WHICH INSTALLS OR REMOVES QUICKLY WITH 2 THUMBSCREWS.
- VALVES ARE MOUNTED VIA EXCLUSIVE 'NO-STRESS' BONDED-IN BRASS INSERTS.
- MULTIPLE "P" PORTS PROVIDE FOR DAISY CHAINING OR SUPPLY PRESSURE DISTRIBUTION.
- INTERNAL CHANNELS ARE .063" WIDE x .063" DEEP, BRILLIANTLY POLISHED AND WITHSTAND PRESSURE OVER 125 P.S.I.



ANGAR AM VALVES ARE AVAILABLE IN NORMALLY OPEN, NORMALLY CLOSED AND LATCHING MODELS. THIS DRAWING DEPICTS A NORMALLY CLOSED VALVE. FOR DIMENSIONS OF OTHER VALVE STYLES, CONTACT ANGAR.



PANEL CUT-OUT REQD:
.938 H x 2.56 W MIN. RECOMMENDED FOR 8 VALVE MANIFOLD. FOR OTHER MANIFOLDS, ADD OR SUBTRACT .78" (19.81 MM) TO WIDTH PER VALVE

NOTES:

1. MANIFOLDS ARE SUPPLIED WITHOUT ANY HARDWARE OR VALVES. THE COMPONENTS SHOWN ARE FOR ILLUSTRATION PURPOSES ONLY.
2. ALL PORTS ARE THREADED #10-32 UNF - 2B. M5.0 THREADS ARE AVAILABLE ON SPECIAL REQUEST.
3. MOUNTING HOLES ARE .156 DIAMETER FOR #6 SCREWS. USE OF .375 DIAMETER X .040 THICK (MIN) NYLON WASHERS UNDER THE MOUNTING SCREW HEADS ARE HIGHLY RECOMMENDED.
4. MANIFOLD MATERIAL IS POLISHED ACRYLIC. CLEAR (BLUISH TINT) P.V.C. IS ALSO AVAILABLE ON SPECIAL ORDER AT INCREASED PRICE.
5. SPECIFICATIONS SUBJECT TO CHANGE WITHOUT NOTICE.

THIS DRAWING AND / OR SPECIFICATION IS THE PROPERTY OF MICROADVANCES, IS ISSUED IN STRICT CONFIDENCE, AND SHALL NOT BE REPRODUCED, COPIED, OR USED AS THE BASIS FOR THE MANUFACTURE OR SALE OF APPARATUS OR COMPONENT PARTS THEREOF WITHOUT PRIOR WRITTEN PERMISSION.

MicroAdvances

6073 N.W. 167th STREET, BLDG. C-21
MIAMI, FL. USA 33015 • (305) 556-4801

NAME: ANG/AM-DBL-08-BOT-QD
PART/DWG NO: 600296 REV: A
ASSEMBLY: N/A
DWN BY: J.W. DATE: 03 JAN 01
DESIGNED BY: XX
REF: ANG/AM

ASCO/ANGAR, Cedar Knolls, NJ 07927-2098

SCALE: 1 : 1 @ 7.9 X 13.3 SHEET: 1 OF 1